



duracraft



2074 Basic Bay

Shown with Mercury
115 Horsepower
4 Stroke Salt Water Motor



STANDARD EQUIPMENT

- All welded
- "20" Dura-life transom
- Dura-rib construction
- 5 year warranty
- Splash guard
- Horn
- Keel extrusion
- 2 Pedestal poles
- Rear pedestal base
- 2 Handrails
- Light system
- Composite floor
- Bow eye
- Two stern eyes
- Drain plug
- Tank cover
- Bilge system
- Side handrail(s)
- Transducer mount bracket
- Flat floor w/ rig trough
- Decks & side skins - aluminum
- Accessory clip gunwale extrusion
- Rear deck w/ clip extrusion
- Extended front deck w/ pedestal base
- 12V power socket
- Built-in 20 gallon fuel tank
- Two prestige seats w/ multi-function mounts
- Performance wedges installed on transom corners
- Tach, speedo & fuel gauge
- Trolling motor bracket w/ 12/24V panel, harness & plug w/ tilt
- Livewell pump w/ sprayhead & overflow plumbing
- Large front deck extension w/ storage compartment w/ door cord
- Basic center console w/ steering, plate, LW & tall windshield w/ grab rail

OPTIONAL EQUIPMENT

- Tunnel hull w/ extra bilge pump
- Economy hydraulic steering

2074 Basic Bay Specifications

Hull Thickness	100	Side Height	24"
Transom Thickness	125	Approx Hull Wgt.	1180 lbs.
Length	20'	Maximum Hp	120
Beam	94"	Person Capacity	4
Bottom Width	74"	Bottom Type	12° V



FINISHES: MetSuede/ Tan Blue Ice/ Gray Vinyl

1860 Basic Bay



STANDARD EQUIPMENT

- All welded
- "20" Dura-life transom
- Dura-rib construction
- 5 year warranty
- Splash guard
- Keel extrusion
- Rear deck w/ extrusion
- Side handrail(s)
- Transducer mount bracket
- Light system
- 2 Pedestal poles
- Rear pedestal base
- Horn
- Tank cover
- Bow eye
- Two stern eyes
- Drain plug
- Full interior skins
- 12V power socket
- Bilge system
- Accessory clip gunwale extrusion
- Built-in 20 gallon fuel tank
- Large front deck storage compartment
- Tach, speedo & fuel gauge

STANDARD EQUIPMENT CONTINUED

- Livewell pump w/ sprayhead & overflow plumbing
- Two Prestige seats w/ multi-function mounts
- Trolling motor bracket w/ 12/24V panel, harness & plug w/ tilt
- Performance wedges installed on transom corners
- Basic center console w/ steering, plate, LW & tall windshield w/ grab rail

OPTIONAL EQUIPMENT

- Tunnel hull w/ extra bilge pump
- Economy hydraulic steering

1860 Basic Bay Specifications

Hull Thickness	100	Side Height	24"
Transom Thickness	125	Approx Hull Wgt.	920 lbs.
Length	18'5"	Maximum Hp	120
Beam	80"	Person Capacity	5
Bottom Width	60"	Bottom Type	6° V

FINISHES: MetSuede/ Tan Blue Ice/ Gray Vinyl



1750BAY



STANDARD EQUIPMENT

- All welded
- "20" Dura-life transom
- Transducer mount bracket
- Dura-rib construction
- Accessory clip gunwale extrusion
- Splash guard
- Keel extrusion
- Flush front deck
- Rear side pods
- Two pedestal poles
- Light system
- Switch panels
- Rear battery tray
- 2 Prestige seats w/ regular spyders
- Direct mount 12V trolling motor plug
- Horn
- Rear tank storage
- Rear tank cover
- Short handrail - portside
- Bow eye
- Two stern eyes
- Drain plug
- Performance wedges installed on transom corners
- Deluxe fold down bench attached to underseat storage box
- Extended front deck w/ pedestal base & vertical locking storage
- Rear platform w/ aerated livewell & pedestal base
- Basic center console w/ steering, plate, tall windshield w/ grab rail



1750 BAY Specifications

Hull Thickness	100	Approx Hull Wgt.	662 lbs.
Length	17'4"	Maximum Hp	75
Beam	71"	Person Capacity	4
Bottom Width	50"	Bottom Type	6° V
Side Height	22"		

FINISHES: MetSuede/ Tan Blue Ice/ Gray Vinyl

1650BAY

STANDARD EQUIPMENT

- All welded
- "20" Dura-life transom
- Transducer mount bracket
- Dura-rib construction
- Accessory clip gunwale extrusion
- Splash guard
- Keel extrusion
- Flush front deck
- Rear side pods
- Two pedestal poles
- Light system
- Switch panels
- Rear battery tray
- 2 Prestige seats w/ regular spyders
- Direct mount 12V trolling motor plug
- Horn
- Rear tank storage
- Rear tank cover
- Short handrail - portside
- Bow eye
- Two stern eyes
- Drain plug
- Performance wedges installed on transom corners
- Deluxe fold down bench attached to underseat storage box
- Extended front deck w/ pedestal base & vertical locking storage
- Rear platform w/ aerated livewell & pedestal base
- Basic center console w/ steering, plate, tall windshield w/ grab rail



1650 BAY Specifications

Hull Thickness	100	Approx Hull Wgt.	639 lbs.
Length	16'4"	Maximum Hp	60
Beam	71"	Person Capacity	4
Bottom Width	50"	Bottom Type	6° V
Side Height	22"		

FINISHES: MetSuede/ Tan Blue Ice/ Gray Vinyl

1750 Basic Bass



- STANDARD EQUIPMENT**
- All welded
 - 20" Dura-life transom
 - .100 Gauge Hull
 - Dura-rib construction
 - 5 year warranty
 - Splash guard
 - Keel extrusion
 - Transducer bracket
 - Performance wedges
 - Flush front deck
 - Rear deck w/ pedestal base
 - Rear side pods
 - Console w/ steering & livewell
 - Light system
 - Bilge system
 - 12V power socket
 - Tach gauge
 - Switch panel
 - Rear tank cover
 - Rear battery trays
 - Rear tank storage
 - Bow eye
 - Two stern eyes
 - Drain plug
 - Side skins
 - Galvanized drive-on trailer
 - Direct mount 12V TM panel & plug
 - 2 Prestige seats w/ regular spyders
 - Removable 12 gallon fuel tank
 - Flush deck, rear deck & tank cover
 - Accessory clip gunwale extrusion
 - Extended front casting deck w/ pedestal base & storage



1750 Basic Bass Specifications

Hull Thickness	100	Approx Hull Wgt.	683 lbs.
Length	17'4"	Maximum Hp	60
Beam	71"	Person Capacity.	4
Bottom Width	50"	Bottom Type	6° V
Side Height.	22"		

FINISHES: Od Green/ Camo Vinyl

1750 Bass



- STANDARD EQUIPMENT**
- All welded
 - 20" Dura-life transom
 - .100 Gauge Hull
 - Dura-rib construction
 - 5 year warranty
 - Splash guard
 - Keel extrusion
 - Transducer bracket
 - Performance wedges
 - Flush front deck
 - Rear deck w/ pedestal base
 - Rear side pods
 - Light system
 - Direct mount 12V TM panel & plug
 - 2 Prestige seats w/ regular spyders
 - Removable 12 gallon fuel tank
 - Accessory clip gunwale extrusion
 - Side locking rod box
 - Bilge system
 - 12V power socket
 - Tach & speedo gauge
 - Switch panel
 - Rear tank cover
 - Rear battery trays
 - Rear tank storage
 - Bow eye
 - Two stern eyes
 - Drain plug
 - Side skins
 - Motorguide trolling motor
 - Galvanized drive-on trailer
 - Deluxe console w/ steering, windshield & livewell
 - Prestige bench attached to underseat storage compartment
 - Vinyl pads on front deck, flush deck, rear deck & tank cover
 - Extended front casting deck w/ pedestal base & vertical locking storage

- OPTIONAL EQUIPMENT**
- Camo painted blend w/camo vinyl
 - Replace vinyl interior w/carpet interior
 - Replace regular front deck w/intermediate
 - Style low deck w/vertical locking storage

Available with center console

1750 Bass Specifications

Hull Thickness	100	Approx Hull Wgt.	683 lbs.
Length	17'4"	Maximum Hp	75
Beam	71"	Person Capacity.	4
Bottom Width	50"	Bottom Type	6° V
Side Height.	22"		

FINISHES: MetSuede/ Tan Blue Ice/ Gray Vinyl




STANDARD EQUIPMENT

- All welded
- 20" Dura-life transom
- Dura-rib construction
- 5 year warranty
- Accessory clip gunwale extrusion
- Keel extrusion
- Performance wedges installed on transom corners
- Transducer bracket
- Center bench seat w/ storage & extrusion
- Flush front deck
- Rear battery trays
- Rear bench seat w/ extrusion
- Two knee braces
- Bow eye
- Two stern eyes
- Splash guard
- Drain plug



1750MV Basic Jon

*** Shown
w/Optional
Equipment**



OPTIONAL EQUIPMENT

- Camo painted blend (Grass, leaves or neither)
- *Intermediate deck w/ vertical locking storage & pedestal base
- *Interior skins w/ vinyl (w/ dropped deck option only)
- Sportsman fold-down seat w/ extrusion mount
- Direct mount 12V trolling motor plug
- Half storage box w/ seat clip extrusion
- Half storage box w/ seat clip extrusion & livewell
- Gun box
- Light system, bilge system & 12V power socket package

1750MV Basic Jon Specifications

Hull Thickness	100	Approx Hull Wgt.	502 lbs.
Length	17'4"	Maximum Hp	60
Beam	71"	Person Capacity.	4
Bottom Width	50"	Bottom Type	6° V
Side Height.	22"		

FINISHES: Olive Drab

STANDARD EQUIPMENT

- All welded
- 20" Dura-life transom
- Performance wedges installed on transom corners
- Dura-rib construction
- Accessory clip gunwale extrusion
- Keel extrusion
- Transducer bracket
- Center bench seat w/ storage & extrusion
- Flush front deck
- Rear battery trays
- Rear bench seat w/ extrusion
- Two knee braces
- 5 year warranty
- Bow eye
- Two stern eyes
- Splash guard
- Drain plug

1650MV Basic Jon



OPTIONAL EQUIPMENT

- Gun box
- Camo painted blend (Grass, leaves or neither)
- Sportsman fold-down seat w/ extrusion mount
- Direct mount 12V trolling motor plug
- Half storage box w/ seat clip extrusion
- Half storage box w/ seat clip extrusion & livewell
- *Interior skins w/ vinyl (w/ dropped deck option only)
- *Intermediate deck w/ vertical locking storage & pedestal base
- Light system, bilge system & 12V power socket package

1650 Basic Jon Specifications

Hull Thickness	100	Approx Hull Wgt.	482 lbs.
Length	16'4"	Maximum Hp	50
Beam	70"	Person Capacity.	4
Bottom Width	50"	Bottom Type	6° V
Side Height.	22"		

FINISHES: Olive Drab



1542F Basic Jon



* Shown w/Optional Equipment

STANDARD EQUIPMENT

- All welded
- 15" Dura-life transom
- Dura-rib construction
- 5 year warranty
- Splash guard
- Transducer bracket
- Keel extrusion
- Seat clip extrusion
- Bow eye
- Accessory clip gunwale extrusion
- Two stern eyes
- Drain plug
- Performance wedges installed on transom corners

OPTIONAL EQUIPMENT

- Flush front deck w/ storage
- *Camo painted blend (Grass)
- *Dropped front deck w/ pedestal
- *Sportsman fold-down seat w/ extrusion mount
- Interior skins w/ vinyl (w/ dropped deck option only)
- Foot trolling motor bracket
- Trolling motor bracket w/ 12V panel, harness, & plug
- Half storage box w/ seat clip extrusion
- Half storage box w/ seat clip extrusion & livewell
- Gun box
- Light system, bilge system & 12V power socket package

1542F Basic Jon Specifications

Hull Thickness	080	Approx Hull Wgt.	287 lbs.
Length	14'9"	Maximum Hp	25
Beam	61"	Person Capacity.	4
Bottom Width	42"	Bottom Type.	FLAT
Side Height.	20"		

FINISHES: Olive Drab



1436 LH



STANDARD EQUIPMENT

- All welded
- 5 year warranty
- 15" Dura-life transom
- Dura-rib construction
- Accessory clip gunwale extrusion
- Seat clip extrusion
- Transducer bracket
- Performance wedges installed on transom corners
- Bow eye
- Two stern handles
- Drain plug

1750 Bass Specifications

Hull Thickness	080	Approx Hull Wgt.	214 lbs.
Length	14'6"	Maximum Hp	15
Beam	54"	Person Capacity.	2
Bottom Width	36"	Bottom Type.	FLAT
Side Height.	18"		

FINISHES: Olive Drab



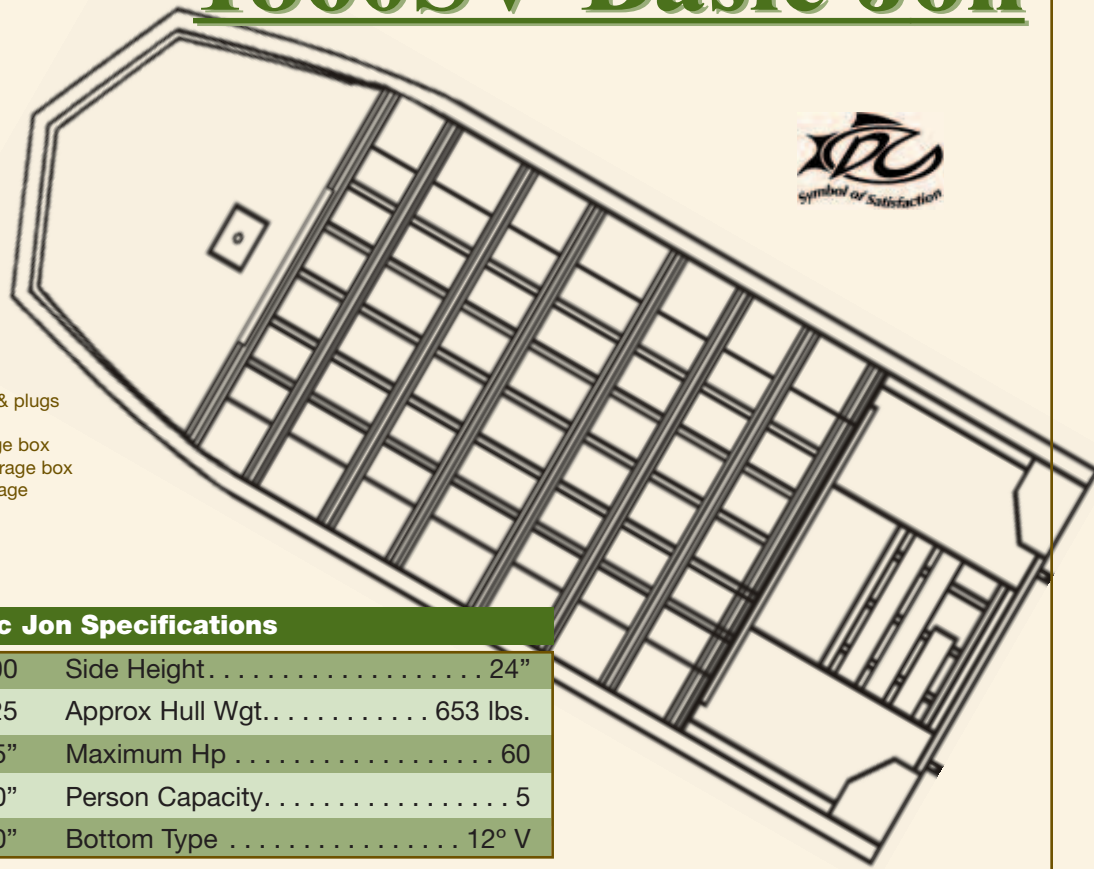
1860SV Basic Jon

STANDARD EQUIPMENT

- All welded
- "20" Dura-life transom
- Performance wedges installed on transom corners
- Extended front deck w/ storage & pedestal base
- Dura-rib construction
- 5 year warranty
- Accessory clip gunwale extrusion
- Splash guard
- Transducer bracket
- Keel extrusion
- Rear deck w/ clip extrusion
- Water diverting front bow section
- Bow eye
- Two stern eyes
- Drain plug

OPTIONAL EQUIPMENT

- Camo painted blend (Gold, black, or no reeds)
- Foot trolling motor bracket
- Trolling motor bracket w/ 12/24V panel, harness, tilt, & plugs
- 6 Gauge wire exchange
- Basic side console w/ steering console plate & storage box
- Basic center console w/ steering, console plate & storage box
- Light system, bilge system & 12V power socket package
- Sportsman fold-down seat w/ extrusion mount
- Full interior skins w/ vinyl



1860SV Basic Jon Specifications


Hull Thickness	100	Side Height	24"
Transom Thickness	125	Approx Hull Wgt.	653 lbs.
Length	18'5"	Maximum Hp	60
Beam	80"	Person Capacity	5
Bottom Width	60"	Bottom Type	12° V

FINISHES: Olive Drab





Quality Service Since 1946



Duracraft Marine Corp • 125 Superior Drive • Delhi, LA 71232