

duracraft



Symbol of Satisfaction





2074 Basic Bay

STANDARD EQUIPMENT

All welded	Transducer mount bracket
"20" Dura-life transom	Flat floor w/ rig trough
Dura-rib construction	Decks & side skins - aluminum
5 year warranty	Accessory clip gunwale extrusion
Splash guard	Rear deck w/ clip extrusion
Horn	Extended front deck w/ pedestal base
Keel extrusion	12V power socket
2 Pedestal poles	Built-in 20 gallon fuel tank
Rear pedestal base	Two prestige seats w/ multi-function mounts
2 Handrails	Performance wedges installed on transom corners
Light system	Tach, speedo & fuel gauge
Composite floor	Trolling motor bracket w/ 12/24V panel, harness & plug w/ tilt
Bow eye	Livewell pump w/ sprayhead & overflow plumbing
Two stern eyes	Large front deck extension w/ storage compartment w/ door cord
Drain plug	Center console w/ steering, plate, LW & tall windshield w/ grab rail
Tank cover	
Bilge system	
Side handrail(s)	
Rod holders	

OPTIONAL EQUIPMENT

- Tunnel hull w/ extra bilge pump
- Economy hydraulic steering

2074 Basic Bay Specifications

Hull Thickness	.100	Side Height	24"
Transom Thickness	.125	Approx Hull Wgt.	1180 lbs.
Length	20'	Maximum Hp	120
Beam	94"	Person Capacity	4
Bottom Width	74"	Bottom Type	12° V

FINISHES: MetSuede/ Tan Blue Ice/ Gray Vinyl



1860 Basic Bay

STANDARD EQUIPMENT

All welded
 "20" Dura-life transom
 Dura-rib construction
 5 year warranty
 Splash guard
 Keel extrusion
 Rear deck w/ extrusion
 Side handrail(s)
 Transducer mount bracket
 Light system
 2 Pedestal poles
 Rear pedestal base
 Horn
 Tank cover
 Bow eye
 Two stern eyes
 Drain plug
 Full interior skins
 12V power socket
 Bilge system
 Accessory clip gunwale extrusion
 Built-in 20 gallon fuel tank
 Large front deck storage compartment
 Tach, speedo & fuel gauge
 Livewell pump w/ sprayhead & overflow plumbing
 Two Prestige seats w/ multi-function mounts
 Trolling motor bracket w/ 12/24V panel, harness & plug w/ tilt
 Performance wedges installed on transom corners
 Center console w/ steering, plate,
 LW & tall windshield w/ grab rail

OPTIONAL EQUIPMENT

Tunnel hull w/ extra bilge pump
 Economy hydraulic steering



1860 Basic Bay Specifications

Hull Thickness	.100	Side Height	24"
Transom Thickness	.125	Approx Hull Wgt.	920 lbs.
Length	18'5"	Maximum Hp	120
Beam	80"	Person Capacity	5
Bottom Width	60"	Bottom Type	6° V



FINISHES: MetSuede/ Tan Blue Ice/ Gray Vinyl

1750BAY

STANDARD EQUIPMENT

All welded
 "20" Dura-life transom
 Transducer mount bracket
 Dura-rib construction
 Horn
 Splash guard
 Keel extrusion
 Flush front deck
 Rear side pods
 Two pedestal poles
 Light system
 Switch panels
 Rear battery tray
 Short handrail - portside
 2 Prestige seats w/ regular spyders
 Direct mount 12V trolling motor plug
 Accessory clip gunwale extrusion
 Rear tank storage
 Rear tank cover
 Bow eye
 Two stern eyes
 Drain plug
 12 gallon tank
 Performance wedges installed on transom corners
 Deluxe fold down bench attached to underseat storage box
 Extended front deck w/ pedestal base & vertical locking storage
 Rear platform & pedestal base
 Center console w/ steering, aerated livewell, plate, tall windshield w/ grab rail

1750 BAY Specifications

Hull Thickness	.100	Approx Hull Wgt.	662 lbs.
Length	17'4"	Maximum Hp	75
Beam	71"	Person Capacity	4
Bottom Width	50"	Bottom Type	6° V
Side Height	22"		



FINISHES: MetSuede/ Tan Blue Ice/ Gray Vinyl



1750 Bass

STANDARD EQUIPMENT

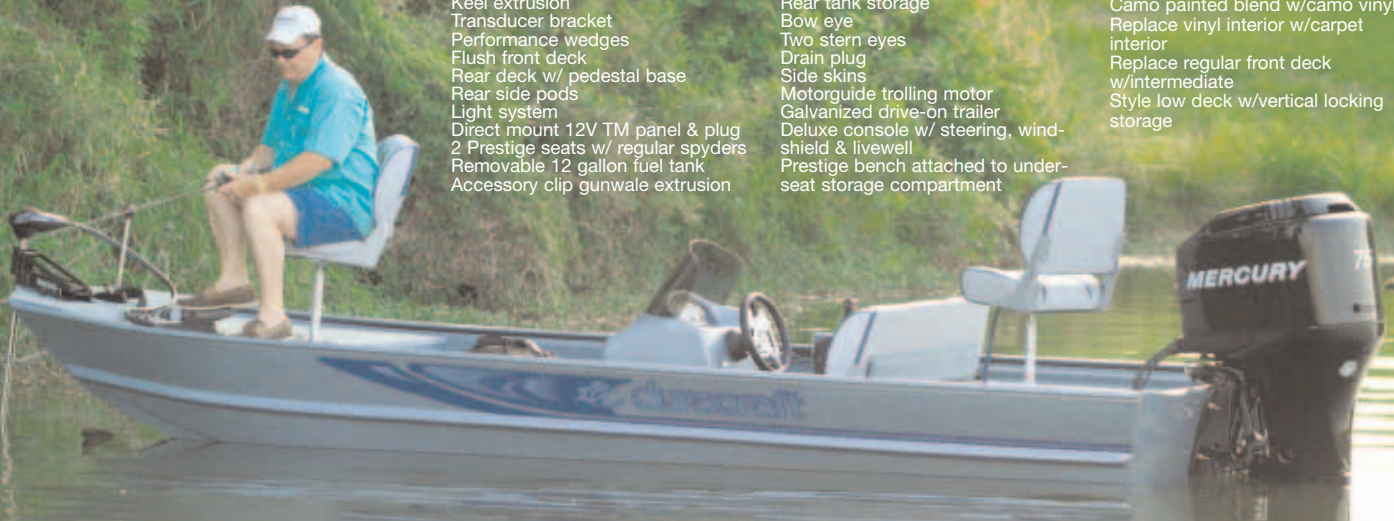
All welded
20" Dura-life transom
.100 Gauge Hull
Dura-rib construction
5 year warranty
Splash guard
Keel extrusion
Transducer bracket
Performance wedges
Flush front deck
Rear deck w/ pedestal base
Rear side pods
Light system
Direct mount 12V TM panel & plug
2 Prestige seats w/ regular spyders
Removable 12 gallon fuel tank
Accessory clip gunwale extrusion

Side locking rod box
Bilge system
12V power socket
Tach & speedo gauge
Switch panel
Rear tank cover
Rear battery trays
Bow eye
Two stern eyes
Drain plug
Side skins
Motorguide trolling motor
Galvanized drive-on trailer
Deluxe console w/ steering, windshield & livewell
Prestige bench attached to under-seat storage compartment

Vinyl pads on front deck, flush deck, rear deck & tank cover
Extended front casting deck w/ pedestal base & vertical locking storage

OPTIONAL EQUIPMENT

Camo painted blend w/camo vinyl
Replace vinyl interior w/carpet interior
Replace regular front deck w/intermediate
Style low deck w/vertical locking storage



1750 Bass Specifications

Hull Thickness	.100	Approx Hull Wgt.	683 lbs.
Length	17'4"	Maximum Hp	75
Beam	71"	Person Capacity	4
Bottom Width	50"	Bottom Type	6° V
Side Height	22"		

FINISHES: MetSuede/ Tan Blue Ice/ Gray Vinyl



STANDARD EQUIPMENT

Bow eye
Center console w/ steering, windshield & livewell
Light system
Bilge system
12V power socket
Rear deck w/vertical storage & pedestal base
Tach gauge
Switch panel
Two stern eyes
Side skins
Galvanized drive-on trailer
Direct mount 12V TM panel & plug
2 Prestige seats w/ regular spyders
Removable 12 gallon fuel tank
OD Green paint w/camo vinyl interior skins
All welded
20" Dura-life transom
.100 Gauge Hull
Dura-rib construction

5 year warranty
Splash guard
Keel extrusion
Transducer bracket
Performance wedges
Flush front deck w/vinyl pad
Rear tank cover
Rear battery trays
Rear tank storage
Drain plug
Rear side pods
2 pedestal poles
Camo painted blend (Grass, leaves or neither)



1750 Bass Camo

MERCURY

4

1750 Basic Bay

STANDARD EQUIPMENT

Bow eye
Center console w/ steering, windshield & livewell
Light system
Bilge system
12V power socket
Rear deck w/vertical storage & pedestal base
Tach gauge
Switch panel
Two stern eyes
Side skins
Galvanized drive-on trailer
Direct mount 12V TM panel & plug
2 Prestige seats w/ regular spyders
Removable 12 gallon fuel tank
OD Green paint w/camo vinyl interior skins

All welded
20" Dura-life transom
.100 Gauge Hull
Dura-rib construction
5 year warranty
Splash guard
Keel extrusion
Transducer bracket
Performance wedges
Flush front deck w/vinyl pad
Rear tank cover
Rear battery trays
Rear tank storage
Drain plug
Rear side pods
2 pedestal poles



1750 Basic Bay Specifications

Hull Thickness	.100	Approx Hull Wgt.	683 lbs.
Length	17'4"	Maximum Hp	75
Beam	71"	Person Capacity	4
Bottom Width	50"	Bottom Type	6° V
Side Height	22"		



STANDARD EQUIPMENT

All welded
20" Dura-life transom
.100 Gauge Hull
Dura-rib construction
5 year warranty
Splash guard
Keel extrusion
Transducer bracket
Performance wedges
Flush front deck
Rear tank cover
Rear battery trays
Rear tank storage
Drain plug
Rear side pods
Bow eye
Console w/ steering & livewell
Light system
Bilge system
12V power socket
Rear deck w/ pedestal base
Tach gauge
Switch panel
Two stern eyes
Side skins
Galvanized drive-on trailer
Direct mount 12V TM panel & plug
2 Prestige seats w/ regular spyders
Removable 12 gallon fuel tank
Flush deck, rear deck & tank cover
Accessory clip gunwale extrusion
Extended front casting deck w/ pedestal base & storage

1750 Basic Bass



1750 Basic Bass Specifications

Hull Thickness	.100	Approx Hull Wgt.	683 lbs.
Length	17'4"	Maximum Hp	60
Beam	71"	Person Capacity	4
Bottom Width	50"	Bottom Type	6° V
Side Height	22"		

FINISHES: Od Green/ Camo Vinyl



1650 Crappie

Standard Equipment

All welded
20" Dura-life construction
5 year warranty
Accessory clip gunwale extrusion
Keel extrusion
Splash guard
Low rise front platform
Transducer bracket
Built-in 13 gallon fuel tank
Port & starboard, fore tackle trays
Front underseat split-lid livewell with seat clip extrusion
Rear underseat split-lid livewell with seat clip extrusion
Reinforced front deck with lockable storage & dock step

Stick steering
Tank cover
Horn
Bow eye
Two stern eyes
12V Trolling motor plug
Drain plug
Livewell pump with sprayhead & overflow plumbing
Switch panel with fuel gauge
Light system, bilge system & 12V power socket
Rear battery storage shelf
Port & starboard long rod boxes
Full interior skins
2 Prestige fold down seats with low rise locking mounts

Optional

F251 Camo painted blend (Grass, leaves or neither)

Interior Configurations
R126 Replace vinyl interior with carpet interior

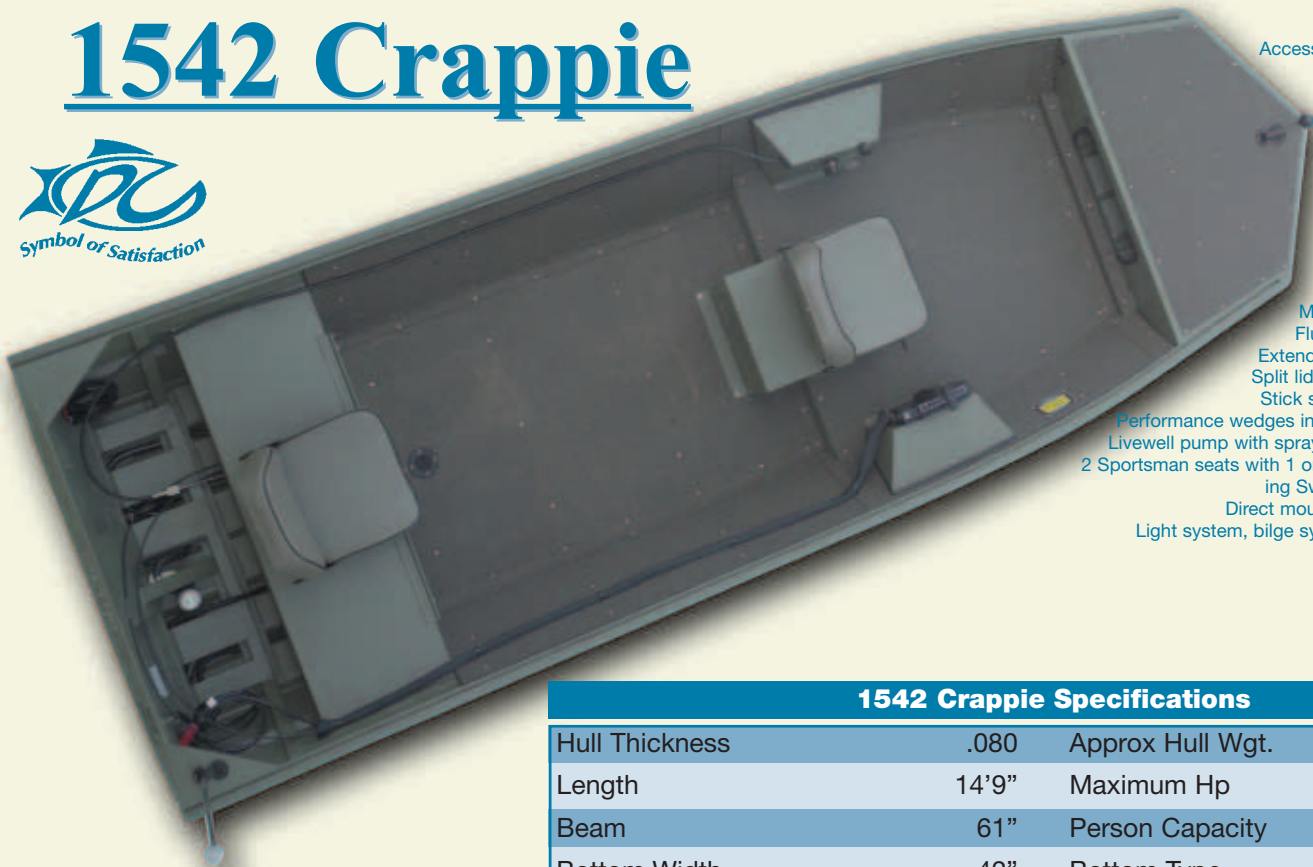


1650 Crappie Specifications

Hull Thickness	.100	Approx Hull Wgt.	823 lbs.
Length	16'4"	Maximum Hp	80
Beam	70"	Person Capacity	4
Bottom Width	50"	Bottom Type	6° V
Side Height	22"		

FINISHES: Your choice of Met. Suede, Blue Ice, Tan or gray paint

1542 Crappie



Standard Equipment

All welded
Accessory clip gunwale extrusion
15" Dura-life transom
Dura-rib construction
5 year warranty
Splash guard
Transducer bracket
Keel extrusion
Seat clip extrusion
Bow eye
Two stern eyes
Interior skins with vinyl
Drain plug
Motor control mount bracket
Flush front deck with storage
Extended vinyl covered low deck
Split lid livewell box with extrusion
Stick steering with mount system
Performance wedges installed on transom corners
Livewell pump with sprayhead & overflow plumbing
2 Sportsman seats with 1 on low rise mount with locking Swivel & 1 on low rise mount
Direct mount 12V trolling motor panel
Light system, bilge system & 12 V power socket

1542 Crappie Specifications

Hull Thickness	.080	Approx Hull Wgt.	336 lbs.
Length	14'9"	Maximum Hp	25
Beam	61"	Person Capacity	4
Bottom Width	42"	Bottom Type	Flat
Side Height	20"		

FINISHES: Olive Drab

MERCURY



1650 MV Basic Jon



STANDARD EQUIPMENT

- All welded
- 20" Dura-life transom
- Performance wedges installed on transom corners
- Dura-rib construction
- Accessory clip gunwale extrusion
- Keel extrusion
- Transducer bracket
- Center bench seat w/ storage & extrusion
- Flush front deck
- Rear battery trays
- Rear bench seat w/ extrusion
- Two knee braces
- 5 year warranty
- Bow eye
- Two stern eyes
- Splash guard
- Drain plug

OPTIONAL EQUIPMENT

- Gun box *
- Camo painted blend (Grass, leaves or netting) *
- Sportsman fold-down seat w/ extrusion mount *
- Direct mount 12V trolling motor plug
- Half storage box w/ seat clip extrusion
- Half storage box w/ seat clip extrusion & livewell
- *Interior skins w/ vinyl (w/ dropped deck option only) *
- *Intermediate deck w/ vertical locking storage & pedestal base
- Light system, bilge system & 12V power socket package *

* Picture shown with options


1650 Basic Jon Specifications

Hull Thickness	.100	Approx Hull Wgt.	482 lbs.
Length	16'4"	Maximum Hp	50
Beam	70"	Person Capacity	4
Bottom Width	50"	Bottom Type	6° V
Side Height	22"		

FINISHES: Olive Drab



1436 LH



STANDARD EQUIPMENT

- All welded
- 5 year warranty
- 15" Dura-life transom
- Dura-rib construction
- Accessory clip gunwale extrusion
- Seat clip extrusion
- Transducer bracket
- Performance wedges installed on transom corners
- Bow eye
- Two stern handles
- Drain plug

1750 Bass Specifications

Hull Thickness	.080	Approx Hull Wgt.	214 lbs.
Length	14'6"	Maximum Hp	15
Beam	54"	Person Capacity	2
Bottom Width	36"	Bottom Type	FLAT
Side Height	18"		



FINISHES: Olive Drab

1542F Basic Jon

with Options



STANDARD EQUIPMENT

- All welded
- 15" Dura-life transom
- Dura-rib construction
- 5 year warranty
- Splash guard
- Transducer bracket
- Keel extrusion
- Seat clip extrusion
- Bow eye
- Accessory clip gunwale extrusion
- Two stern eyes
- Drain plug
- Performance wedges installed on transom corners

OPTIONAL EQUIPMENT

- Gun box
- Flush front deck w/ storage
- *Camo painted blend (Grass)
- *Dropped front deck w/ pedestal
- *Sportsman fold-down seat w/ extrusion mount
- Interior skins w/ vinyl (w/ dropped deck option only)
- Foot trolling motor bracket
- Trolling motor bracket w/ 12V panel, harness, & plug
- Half storage box w/ seat clip extrusion
- Half storage box w/ seat clip extrusion & livewell
- Light system, bilge system & 12V power socket package

1542F Basic Jon Specifications

Hull Thickness	.080	Approx Hull Wgt.	287 lbs.
Length	14'9"	Maximum Hp	25
Beam	61"	Person Capacity	4
Bottom Width	42"	Bottom Type	FLAT
Side Height	20"		

FINISHES: Olive Drab

MERCURY




1650MV Basic Jon

STANDARD EQUIPMENT

All welded
20" Dura-life transom
Dura-rib construction
Keel extrusion
Transducer bracket
Flush front deck
Rear battery trays
Two knee braces
5 year warranty
Bow eye
Two stern eyes
Splash guard
Drain plug
Rear bench seat w/ extrusion
Center bench seat w/ storage & extrusion
Accessory clip gunwale extrusion
Performance wedges installed on transom corners

OPTIONAL EQUIPMENT

Gun box
Camo painted blend (Grass, leaves or neither)
Sportsman fold-down seat w/ extrusion mount
Direct mount 12V trolling motor plug
Half storage box w/ seat clip extrusion
Half storage box w/ seat clip extrusion & livewell
*Interior skins w/ vinyl (w/ dropped deck option only)
*Intermediate deck w/ vertical locking storage & pedestal base
Light system, bilge system & 12V power socket package



1650 Basic Jon Specifications

Hull Thickness	.100	Approx Hull Wgt.	482 lbs.
Length	16'4"	Maximum Hp	50
Beam	70"	Person Capacity	4
Bottom Width	50"	Bottom Type	6° V
Side Height	22"		

FINISHES: Olive Drab



1750MV Basic Jon

STANDARD EQUIPMENT

All welded
20" Dura-life transom
Dura-rib construction
5 year warranty
Keel extrusion on transom corners
Transducer bracket
Center bench seat w/ storage & extrusion
Flush front deck
Rear battery trays
Two knee braces
Bow eye
Two stern eyes
Splash guard
Drain plug
Rear bench seat w/ extrusion
Performance wedges installed
Accessory clip gunwale extrusion

OPTIONAL EQUIPMENT

Camo painted blend (Grass, leaves or neither)
*Interior skins w/ vinyl (w/ dropped deck option only)
Sportsman fold-down seat w/ extrusion mount
Direct mount 12V trolling motor plug
Half storage box w/ seat clip extrusion
Half storage box w/ seat clip extrusion & livewell
Gun box
*Intermediate deck w/ vertical locking storage & pedestal base
Light system, bilge system & 12V power socket package



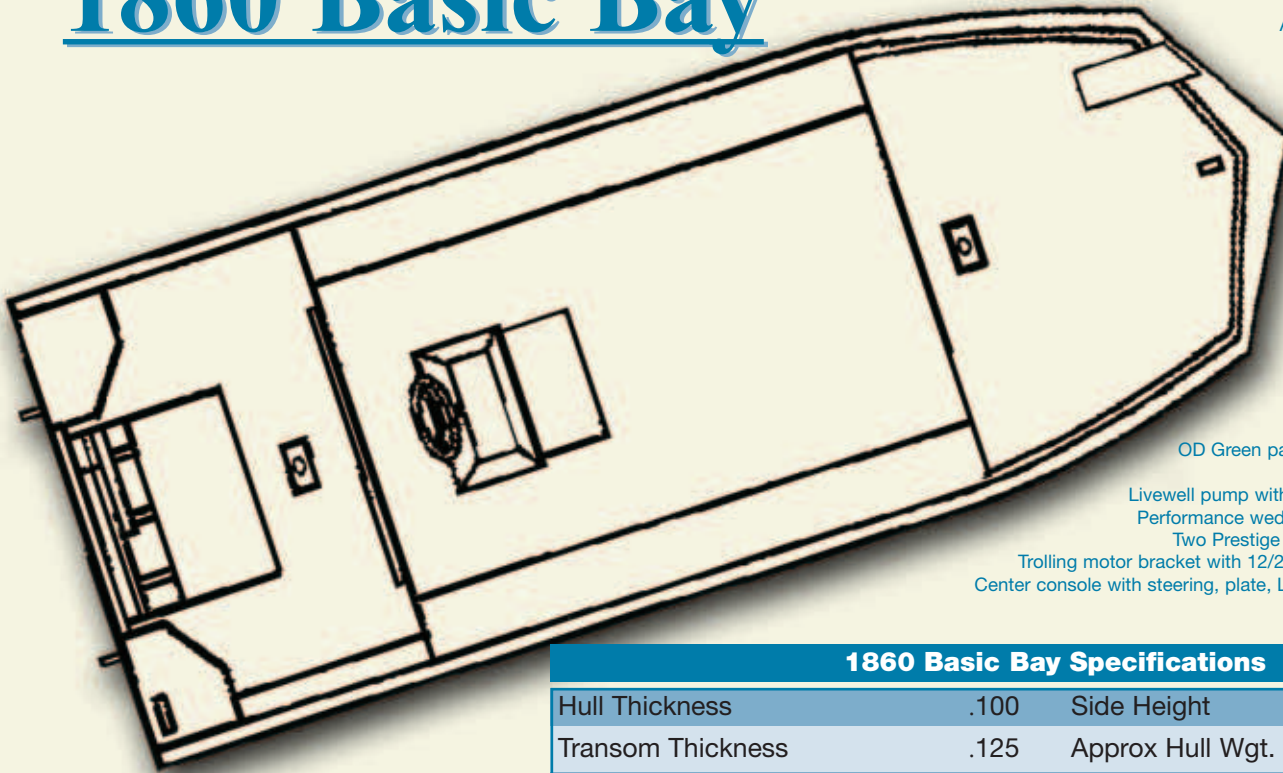
1750MV Basic Jon Specifications

Hull Thickness	.100	Approx Hull Wgt.	502 lbs.
Length	17'4"	Maximum Hp	60
Beam	71"	Person Capacity	4
Bottom Width	50"	Bottom Type	6° V
Side Height	22"		

FINISHES: Olive Drab



1860 Basic Bay



Standard Equipment

- All welded
- 20" Dura-life transom
- Accessory clip gunwale extrusion
- Dura-rib construction
- 5 year warranty
- Splash guard
- Keel Extrusion
- Rear deck with extrusion
- Side handrail(s)
- Transducer mount bracket
- Light system
- 2 Pedestal poles
- Rear pedestal base
- Horn
- Tank cover
- Bow eye
- Two stern eyes
- Tach & fuel gauge
- Drain plug
- 12V power socket
- Built-in 20 gallon fuel tank
- OD Green paint with Camo vinyl interior skins
- Bilge system
- Livewell pump with sprayhead & overflow plumbing
- Performance wedges installed on transom corners
- Two Prestige seats with multi-function mounts
- Trolling motor bracket with 12/24V panel, harness & plug with tilt
- Center console with steering, plate, LW & tail windshield with grab rail

1860 Basic Bay Specifications

Hull Thickness	.100	Side Height	24"
Transom Thickness	.125	Approx Hull Wgt.	920 lbs.
Length	18'5"	Maximum Hp	120
Beam	80"	Person Capacity	5
Bottom Width	60"	Bottom Type	12° V

FINISHES: Olive Drab



MERCURY





www.duracraftmarine.com